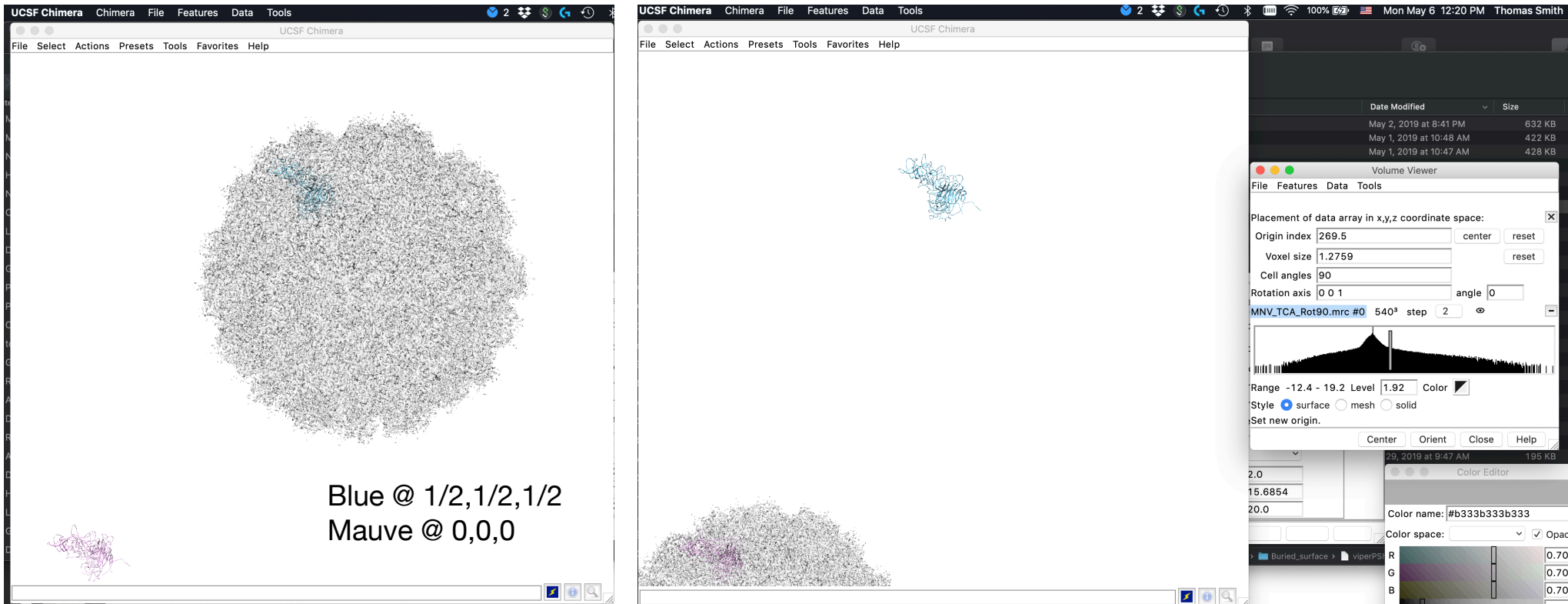


COOT and CryoEM

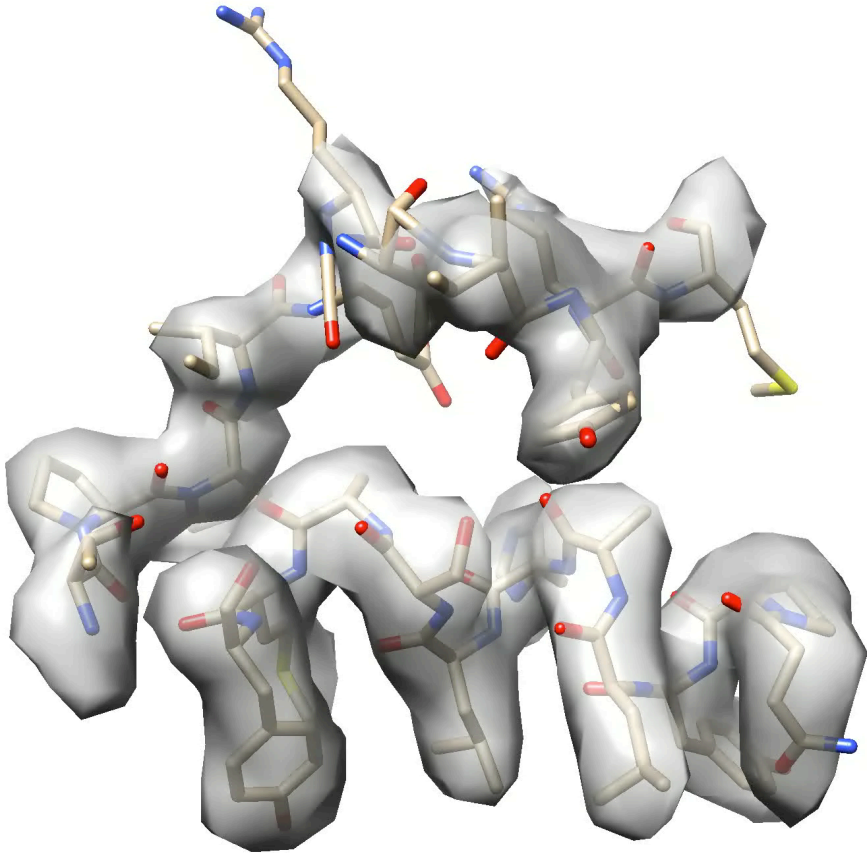
Origin stories....



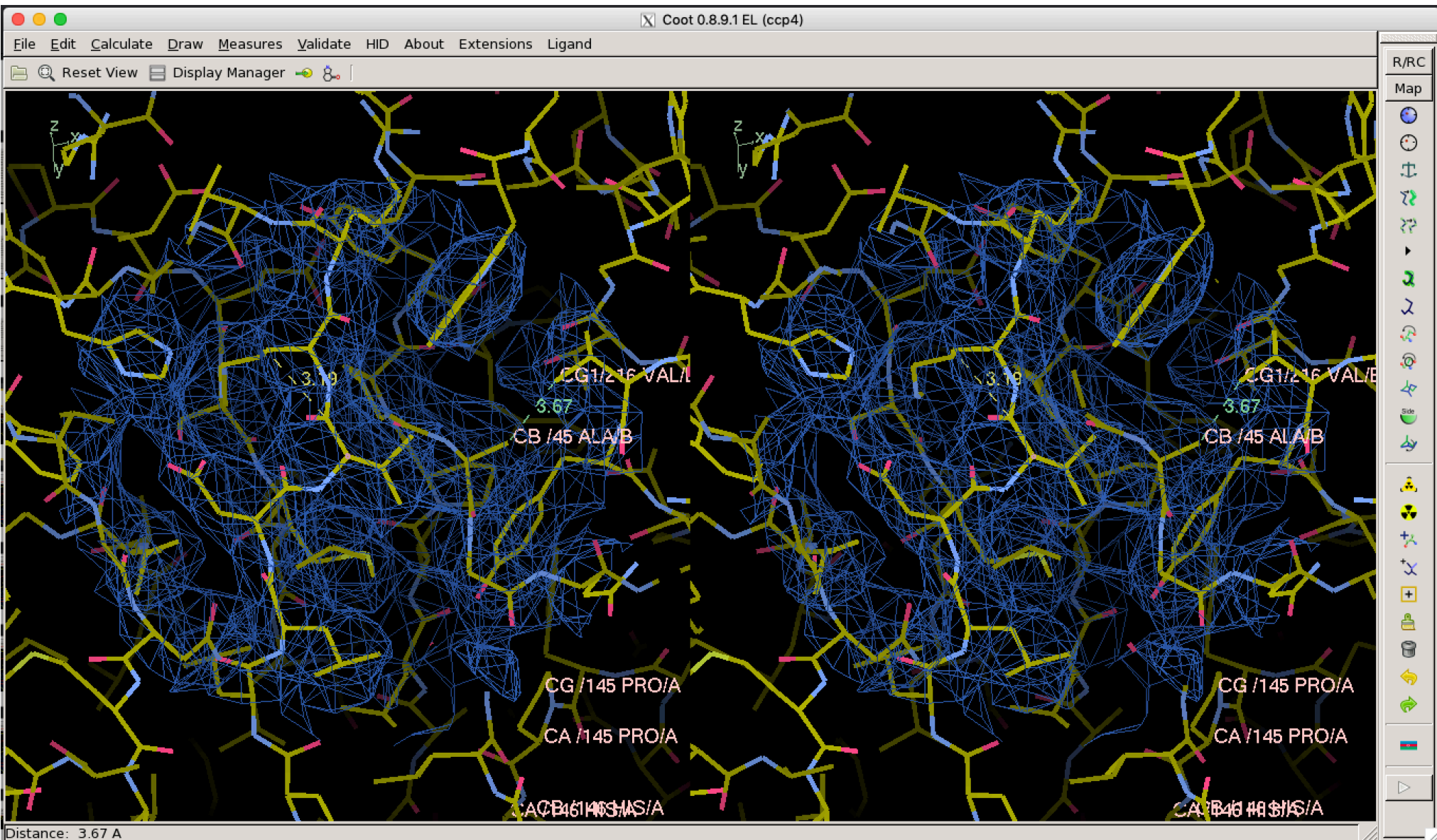
Blue @ 1/2,1/2,1/2
Maive @ 0,0,0

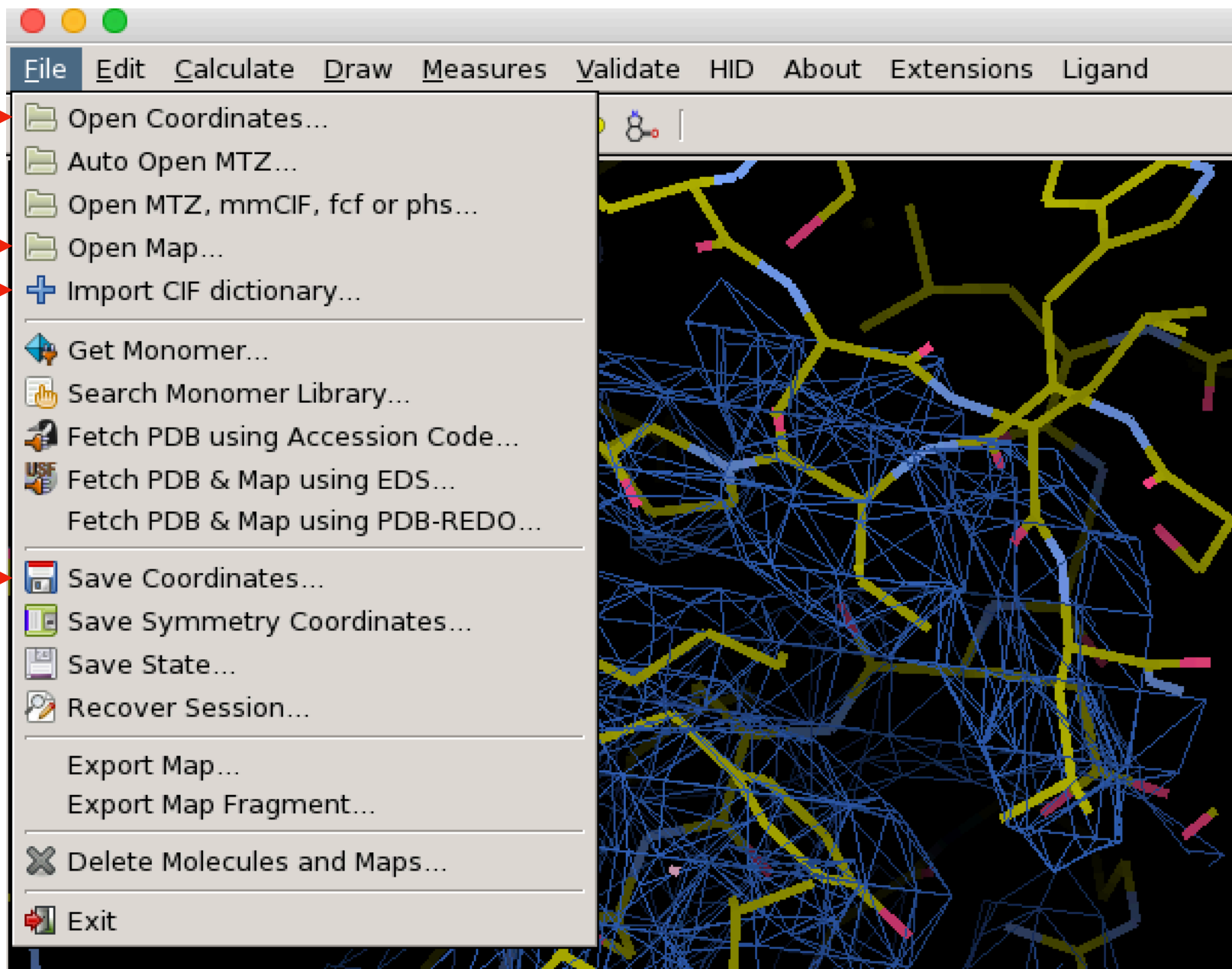
Maps are centered at 1/2,1/2,1/2 in EM. Viruses, in particular, are centered at 0,0,0 for icosahedral symmetry operations. If you 'center' the map in Chimera it looks fine with 0,0,0. If you try to move the origin in EMAN2, it might look fine in Chimera but it does not match in COOT. COOT and PHENIX are in sync with how map origins/headers are (not) read. Therefore, if you open the map and model in COOT and they do not match, PHENIX will not work. We translate the atomic model to an origin at 1/2,1/2,1/2, build, and translate back to find icosahedral partners using the online tools at http://vipperdb.scripps.edu/oligomer_multi.php

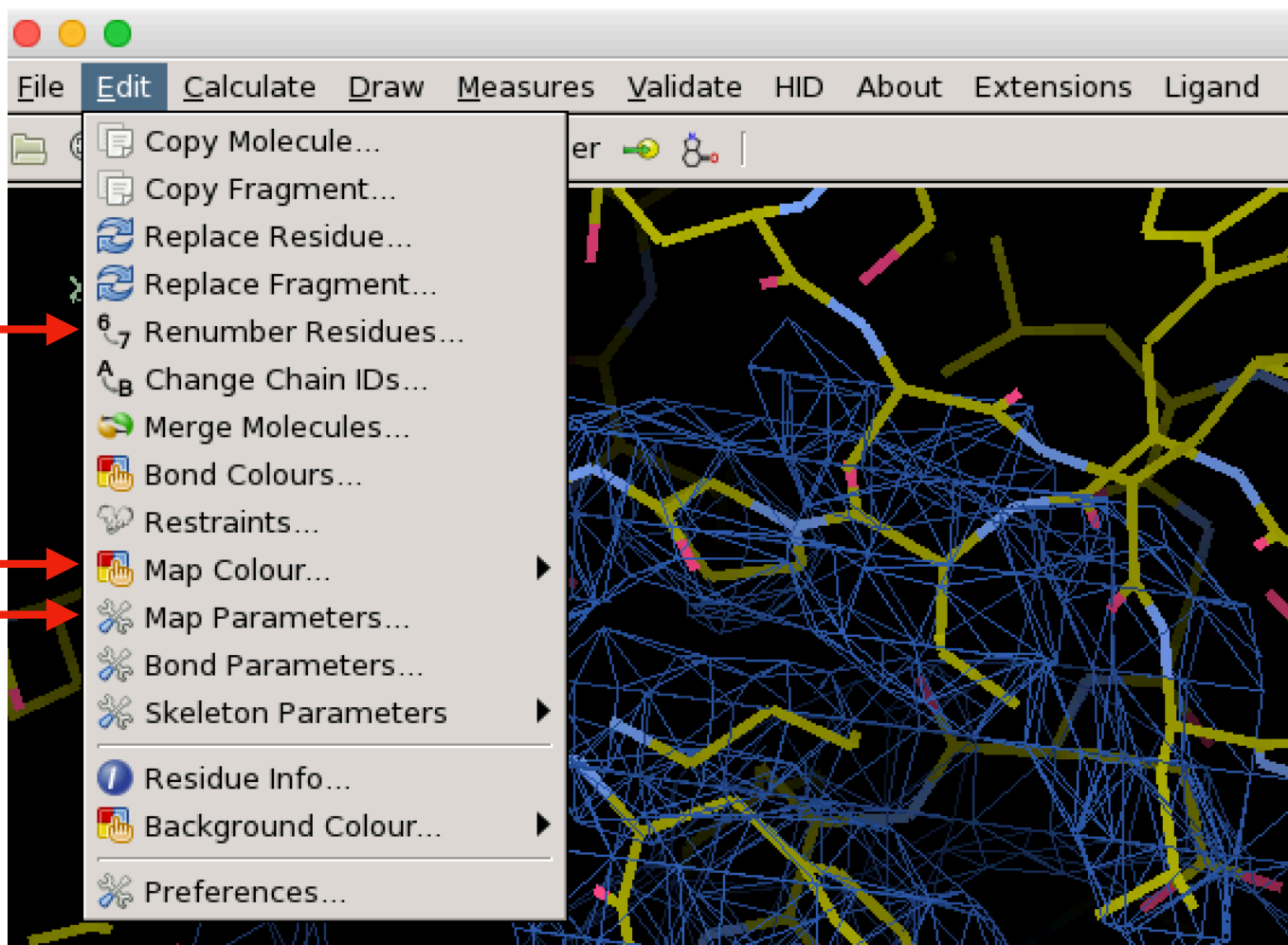
General Building Notes

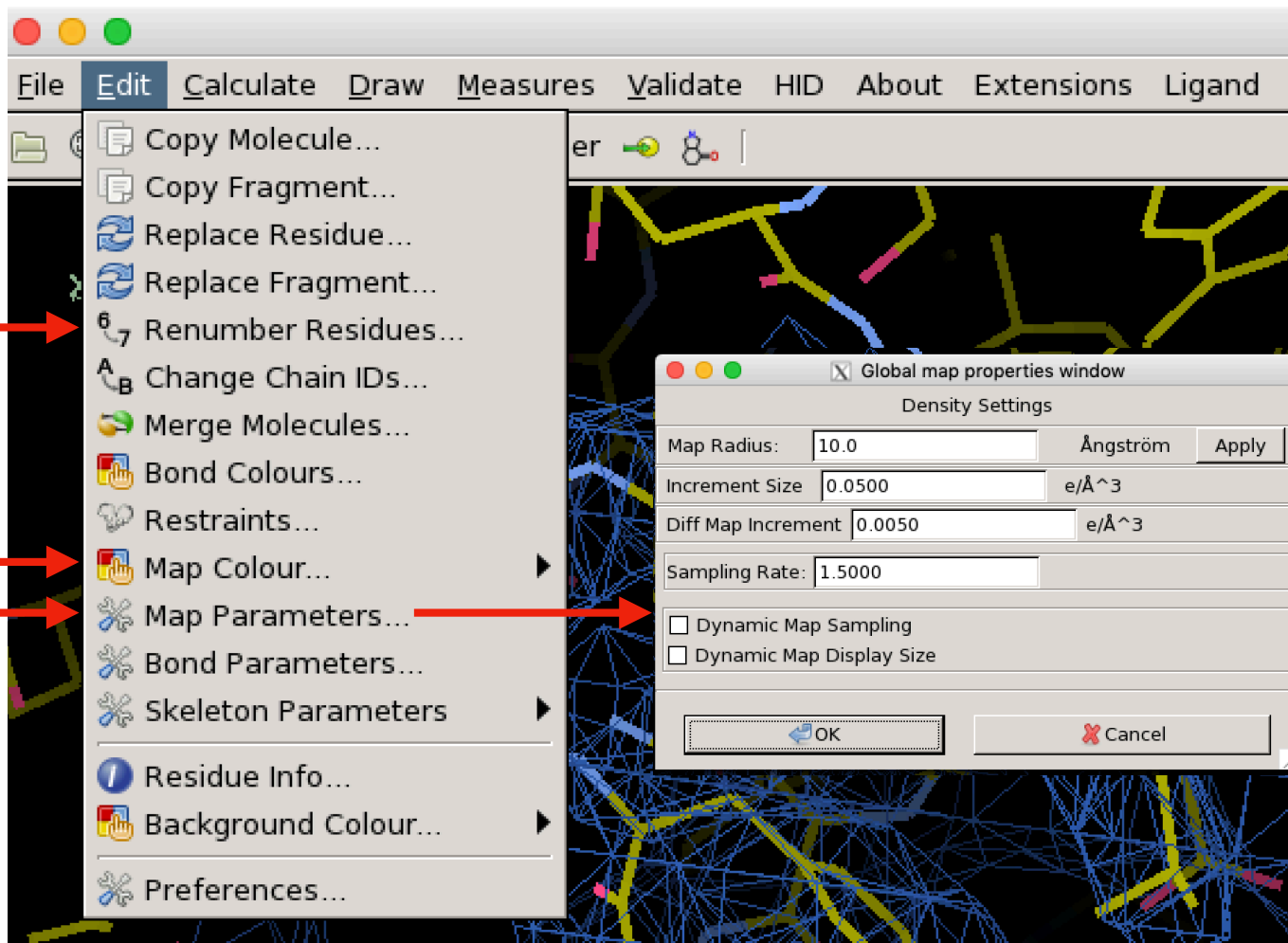


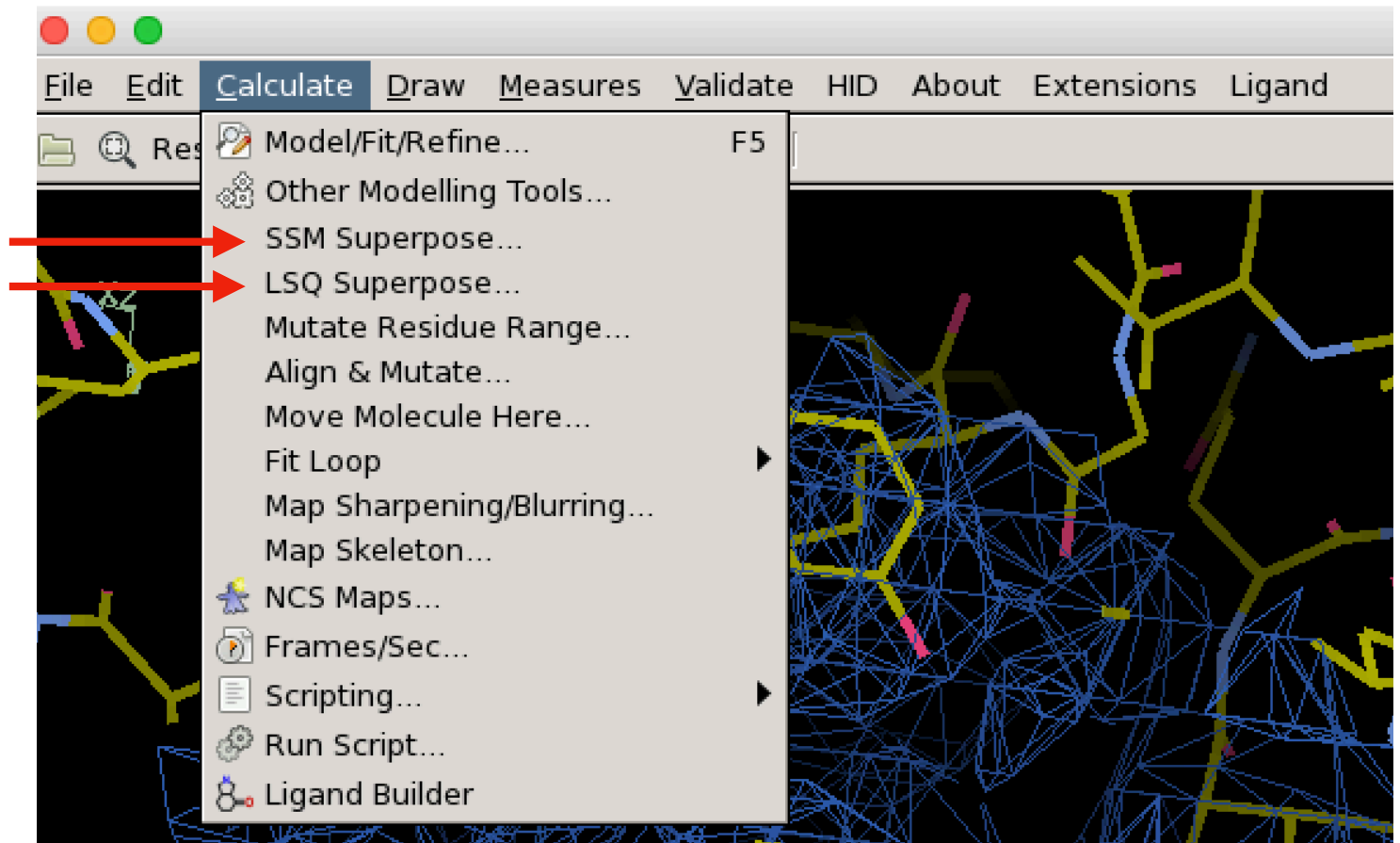
At EM resolutions of $\sim 3\text{\AA}$ the quality of the main chain atoms are quite good but do not expect to see all of the side chains. Many are absent or highly truncated. In Phenix refinement, you will often see them curled back on themselves as the refinement is trying to get them into density. Because of the truncated density, heavily rely on the large TYR and TRP residues as fiducial marks to make sure you stay in register. For building, rely on chemistry such as interactions and favored rotamer positions for side chains.

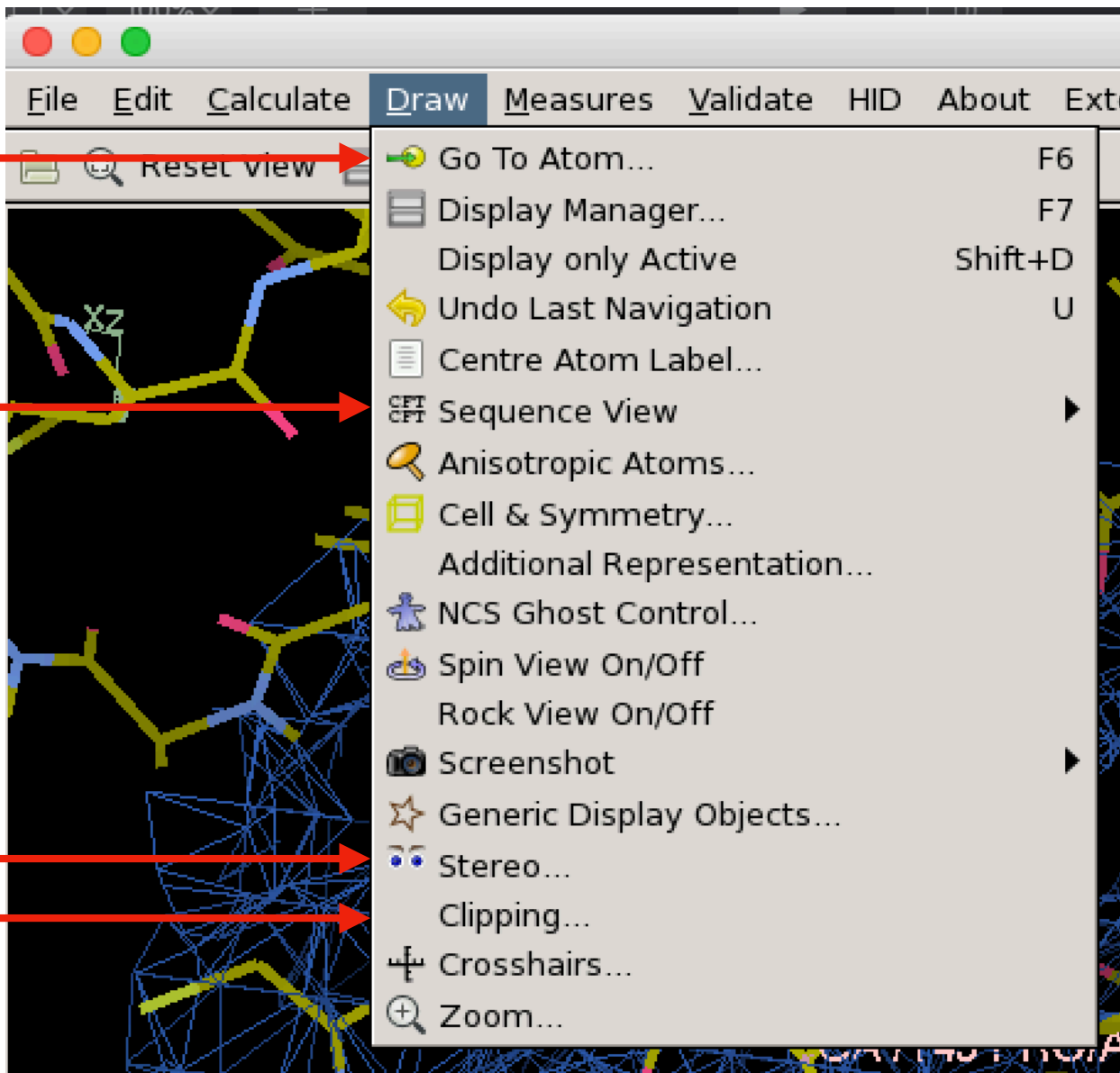












File Edit Calculate Draw Measures Validate HID About Ext

Reset view

- Go To Atom... F6
- Display Manager... F7
 - Display only Active
- Undo Last Navigation
- Centre Atom Label...
- Sequence View
- Anisotropic Atoms...
- Cell & Symmetry...
 - Additional Representation...
- NCS Ghost Control...
- Spin View On/Off
- Rock View On/Off
- Screenshot
- Generic Display Objects...
- Stereo...
- Clipping...
- Crosshairs...
- Zoom...

Go To Atom...

Define an Atom for Centering:

0 ...refined_real_space_refined.pdb Molecule

A Chain Update from Current Position

602 Residue Number

C1 Atom Name

Previous Residue Next Residue

A 602 CHO	
Chain B	
Chain C	
Chain F	
Chain J	
Chain Y	

Atoms	
C1	occ= 1.00 bf=60.06
C10	occ= 1.00 bf=60.0
C11	occ= 1.00 bf=60.0
C12	occ= 1.00 bf=60.0
C13	occ= 1.00 bf=60.0

Apply Close

File Edit Calculate Draw Measures Validate HID About Ext

Reset view

- Go To Atom... F6
- Display Manager... F7
 - Display only Active Shift+D
- Undo Last Navigation U
- Centre Atom Label...
- Sequence View
- Clipping...
- Crosshairs...
- Zoom...

Coot Sequence View

Molecule Number 0: input_with_CHO_real_space_refined_real_space_refined_real_space_refined.pdb

	115	120	125	130	135	140	145	150	155	160	165	170	175	1																																																					
A	L	A	G	N	A	F	T	A	G	K	V	V	V	A	L	V	P	P	Y	F	P	K	G	S	L	T	T	A	Q	I	T	C	F	P	H	V	M	C	D	V	R	T	L	E	P	I	Q	L	P	L	D	V	R	R	V	L	W	H	A	T	Q	D	Q	E	E	S	M
N	L	A	G	N	A	F	T	A	G	K	V	V	V	A	L	V	P	P	Y	F	P	K	G	S	L	T	T	A	Q	I	T	C	F	P	H	V	M	C	D	V	R	T	L	E	P	I	Q	L	P	L	D	V	R	R	V	L	W	H	A	T	Q	D	E	E	S	M	
R	L	A	G	N	A	F	T	A	G	K	V	V	V	A	L	V	P	P	Y	F	P	K	G	S	L	T	T	A	Q	I	T	C	F	P	H	V	M	C	D	V	R	T	L	E	P	I	Q	L	P	L	D	V	R	R	V	L	W	H	A	T	Q	D	Q	E	E	S	M

Close

File Edit Calculate Draw Measures Validate HID About Ext

Reset view

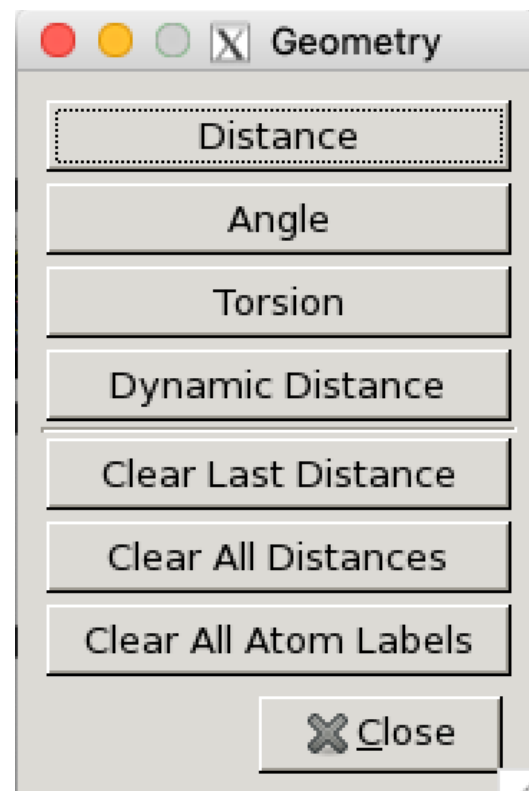
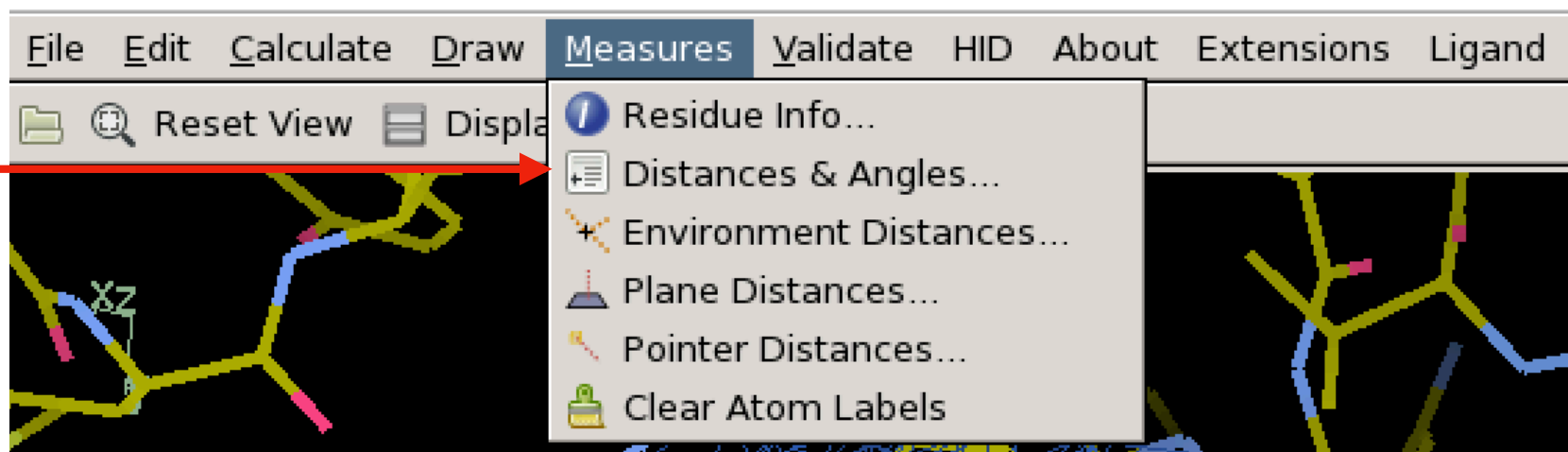
- Go To Atom... F6
- Display Manager... F7
 - Display only Active Shift+D
- Undo Last Navigation
- Centre Atom Label...
- Sequence View
- Anisotropic Atoms...
- Cell & Symmetry...
 - Additional Representation...
- NCS Ghost Control...
- Spin View On/Off
- Rock View On/Off
- Screenshot
- Generic Display Objects...
- Stereo...
- Clipping...
- Crosshairs...
- Zoom...

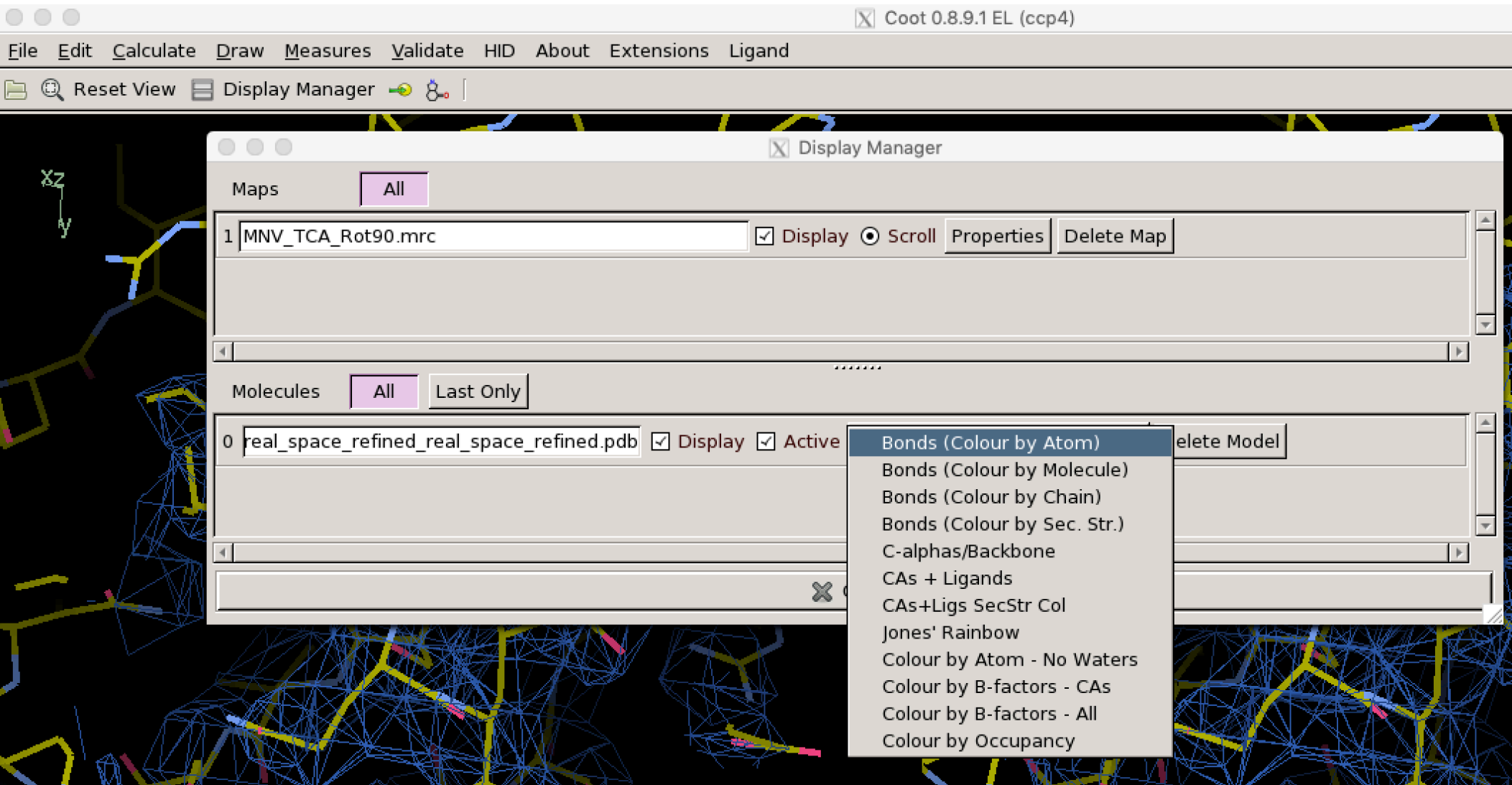
Stereo/Mono

View Mode

- Mono
- Hardware Stereo
- Side by Side Stereo
- Side by Side (Wall Eyed)
- Zalman Stereo

OK





Display Manager - allows you...


- 1) Hide/display maps and models
- 2) Turn off/on active
- 3) For maps, you can control contrast with mouse scroll
- 4) For models, you can display in various ways (colors, backbones, ligands, etc)



R/RC

Map

 Click on 2 atoms and it tries to refine the zone according to geometry and density (real space refinement)

 Click on 2 atoms and it tries to refine the zone according to geometry only

 Allows you to fix atoms in the zone for some control over the regularization routines.

 Click on 2 atoms and it will use that zone for rigid body refinement into the density.


 Rotate/translate zone, molecule, or atom depending upon selection.





 Automatically fit the best side chain rotamer into the density.


 Display all of the possible rotamers, one by one, to pick out the best one.

 Rotate about the various bonds in the side chain.

 Torsion general; select 3 atoms and rotate about any bond.

 Flip the carbonyl plane.

 Flip the carbonyl plane. Click on an 'C' atom in backbone and it flips the entire plane.

 Flip the carbonyl plane. Click on an 'C' atom in backbone and it flips the entire plane.

 Mutate the amino acid to a different type of residue and fit into the density.

 Just mutate the amino acid and the user fits it by hand.

 Add an amino acid to the end (either N or C termini) of the chain. Starts off as an ALA and you then mutate.

 Side chains can have 2 conformations. This allows you to add a second conformation.

 Move the cursor to a position and add an atom: HOH, Na, Ca, Cl, Br, SO4, PO4, or other...

 Clear all of the pending picks - i.e. you got confused...

 Delete atoms/residues.

 Undo last action


 Undo last Undo






R/RC

Map

 → Click on 2 atoms and it tries to refine the zone according to geometry and density (real space refinement)

 → Click on 2 atoms and it tries to refine the zone according to geometry only

 → Allows you to fix atoms in the zone for some control over the regularization routines.

 → Click on 2 atoms and it will use that zone for rigid body refinement into the density.


 → Rotate/translate zone, molecule, or atom depending upon selection.

• By Residue Range...


By Chain...


By Molecule...


Rotate/translate zones of the protein, entire chains, or individual molecules. Redundant with the menu item above.


 → Display all of the possible rotamers, one by one, to pick out the best one.

 → Rotate about the various bonds in the side chain.

 → Torsion general; select 3 atoms and rotate about any bond.

 → Flip the carbonyl plane.

 → Flip the carbonyl plane. Click on an 'C' atom in backbone and it flips the entire plane.

 → Flip the carbonyl plane. Click on an 'C' atom in backbone and it flips the entire plane.

 → Mutate the amino acid to a different type of residue and fit into the density.

 → Just mutate the amino acid and the user fits it by hand.

 → Add an amino acid to the end (either N or C termini) of the chain. Starts off as an ALA and you then mutate.

 → Side chains can have 2 conformations. This allows you to add a second conformation.

 → Move the cursor to a position and add an atom: HOH, Na, Ca, Cl, Br, SO4, PO4, or other...

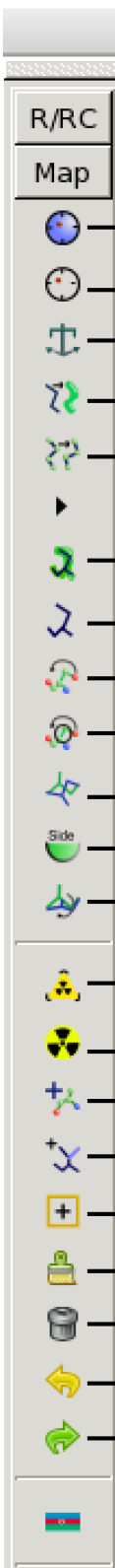
 → Clear all of the pending picks - i.e. you got confused...

 → Delete atoms/residues.

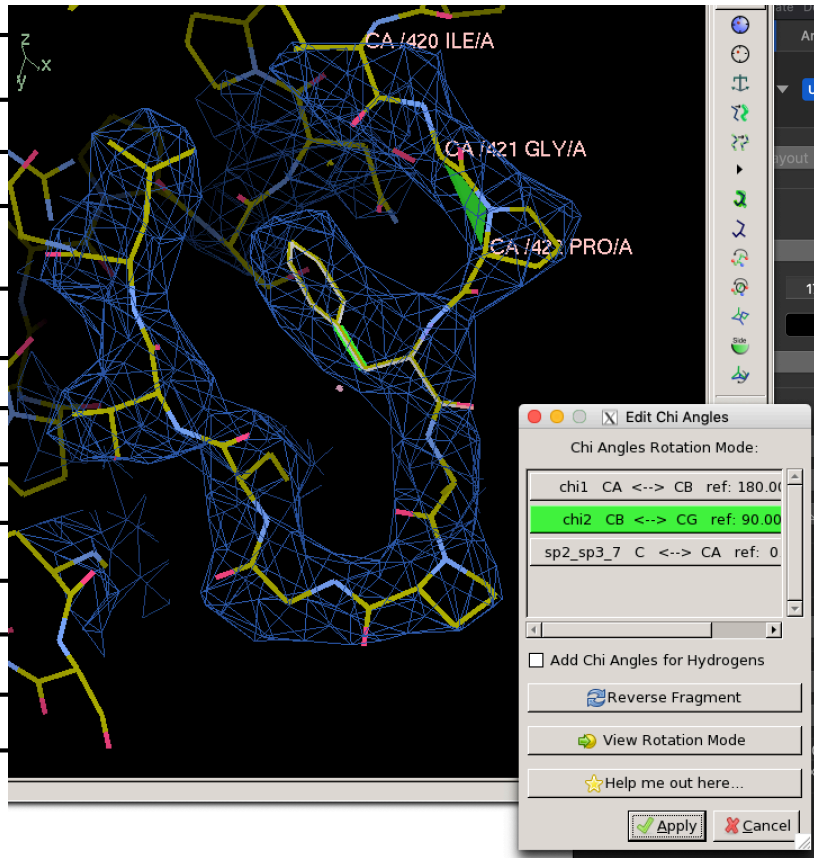
 → Undo last action

 → Undo last Undo





- Click on 2 atoms and it tries to refine the zone according to geometry and density (real space refinement)
- Click on 2 atoms and it tries to refine the zone according to geometry only
- Allows you to fix atoms in the zone for some control over the regularization routines.
- Click on 2 atoms and it will use that zone for rigid body refinement into the density.
- Rotate/translate zone, molecule, or atom depending upon selection.
- Automatically fit the best side chain rotamer into the density.
- Display all of the possible rotamers, one by one, to pick out the best one.
- Rotate about the various bonds in the side chain.



Chi Angles Rotation Mode:

chi1	CA	<-->	CB	ref: 180.00
chi2	CB	<-->	CG	ref: 90.00
sp2_sp3_7	C	<-->	CA	ref: 0

Add Chi Angles for Hydrogens

Reverse Fragment

View Rotation Mode

Help me out here...

Apply Cancel

- any bond.
- backbone and it flips the entire plane.
- backbone and it flips the entire plane.
- and fit into the density.
- hand.
- (i) of the chain. Starts off as an ALA and you then mutate.
- you to add a second conformation.
- OH, Na, Ca, Cl, Br, SO4, PO4, or other...
- ed...